


[www.omie.es](http://www.omie.es)

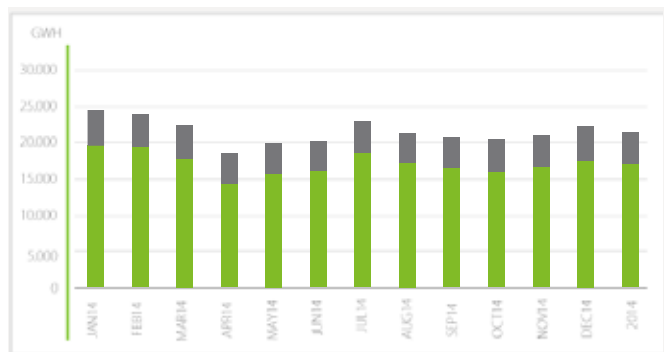
Operating the Iberian  
Electricity Market  
Committed to Europe



Advance 2014

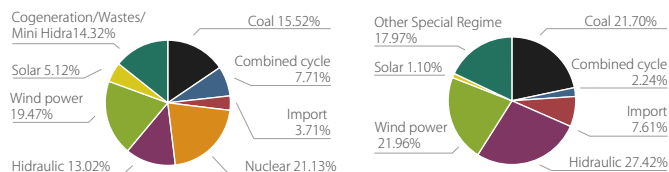
**omie**

## Total energy (Day-ahead and Intraday markets)



Spain 2014 Portugal 2014

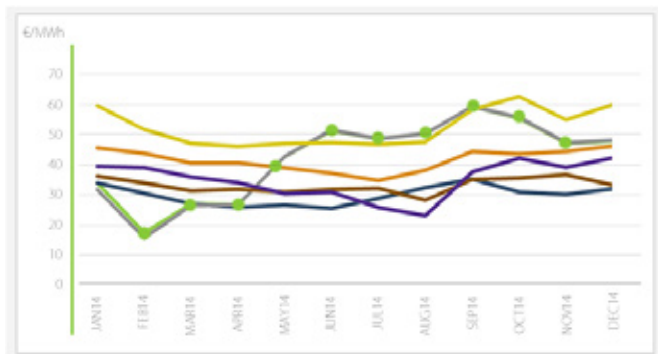
## Demand coverage by technology



Spain 2014

Portugal 2014

## Average-monthly prices in Europe



APX - Holland NordPool EPEX - Germany OMIE - Spain OMIE - Portugal GME - Italy EPEX - France

2014 2013

Total energy TWh	<b>259</b>	273
Traded energy in intraday markets TWh	<b>35</b>	39
Agents	<b>835</b>	690
Economic volume M€	<b>10,960</b>	12,179
% MIBEL Demand	<b>81%</b>	83%

## Day-ahead market average price €/MWh

Spanish zone	<b>42.13</b>	44.26
Portuguese zone	<b>41.86</b>	43.65

## % hours with a price difference < 1€/MWh

Spain/Portugal	<b>95%</b>	90%
Spain/France	<b>9%</b>	6%